



District Report Card: 2017


State: Uttarakhand	District: Pithoragarh
Class: 3	Subject: Mathematics
Schools: 61	Students: 455


Participation/Coverage


Students

<div>GENDER</div> <div></div>	Boys				Girls			
	Number		%		Number		%	
	213		46.81		242		53.19	

<div>AREA</div> <div></div>	Rural				Urban			
	Number		%		Number		%	
	422		92.75		33		7.25	

<div>CATEGORY</div> <div></div>	SC		ST		OBC		GEN	
	Number	%	Number	%	Number	%	Number	%
	238	52.31	3	0.66	81	17.80	133	29.23

<div>CWSN</div> <div></div>	LD	VI	HI	S&LD	ID	Oth
	0	0	0	0	0	1

<div>Management</div> <div></div>	Government			Government-aided		
	Number		%	Number		%
	447		98.24	8		1.76

Average Performance of Students in Mathematics (%)

Overall	Gender		Area		Management		Social Group			
	Male	Female	Rural	Urban	Govt.	Aided	SC	ST	OBC	GEN
68.12	70.80	65.76	67.63	74.34	68.01	74.17	69.47	57.78	57.78	72.23

Performance on Learning Outcomes (LOs)

Learning Outcomes	Description	Average Performance(%)
M301	Reads and writes numbers up to 999 using place value	61.48
M302	Compares numbers up to 999 based on their place values	78.68
M303	Solves simple daily life problems using addition and subtraction of three digit numbers with and without regrouping	59.27
M304	Constructs and uses the multiplication facts (up till 10) in daily life situations	63.19
M305	Analyses and applies an appropriate number operation in the situation/ context	67.47
M306	Explains the meaning of division facts by equal grouping/sharing and finds it by repeated subtraction	69.89
M309	Identifies and makes 2D-shapes by paper folding, paper cutting on the dot grid, using straight lines etc.	82.28
M311	Fills a given region leaving no gaps using a tile of a given shape	57.38
M312	Estimates and measures length and distance using standard units like centimeters or meters & identifies relationships	56.87
M317	Reads the time correctly to the hour using a clock/watch	78.02
M318	Extends patterns in simple shapes and numbers	63.17
M319	Records data using tally marks, represents pictorially and draws conclusions	85.71

Range of Performance of Students who Answered Correctly							
Below 30%		30% - 50%		50% - 75%		Above 75%	
Number	%	Number	%	Number	%	Number	%
23	5.05	74	16.26	178	39.12	180	39.56

Lowest Performing Learning Outcomes (LOs)

- 1 - Estimates and measures length and distance using standard units like centimeters or meters & identifies relationships (56.87)
- 2 - Fills a given region leaving no gaps using a tile of a given shape (57.38)
- 3 - Solves simple daily life problems using addition and subtraction of three digit numbers with and without regrouping (59.27)
- 4 - Reads and writes numbers up to 999 using place value (61.48)
- 5 - Extends patterns in simple shapes and numbers (63.17)